



Tools for ***ENGAGEMENT***

IETC 2023

Carl Hooker



DISCUSSION

What engages you as a learner?



2001 CASEY ELEMENTARY SCHOOL 2002

LEVELS OF *ENGAGEMENT*

1

AUTHENTIC ENGAGEMENT

Students attach personal
meaning and value to the
activity

e.g. Discussing a topic of
personal interest

2

RITUAL COMPLIANCE

Students only engage
because of extrinsic
outcomes or value

e.g. Earning a high grade
or score

3

PASSIVE COMPLIANCE

Students only try hard to
avoid negative
consequences

e.g. Not failing the course

4

RETREATISM

Students are disengaged
and make no attempt to
comply

e.g. Observed texting on
phone or generally
'checked out'

5

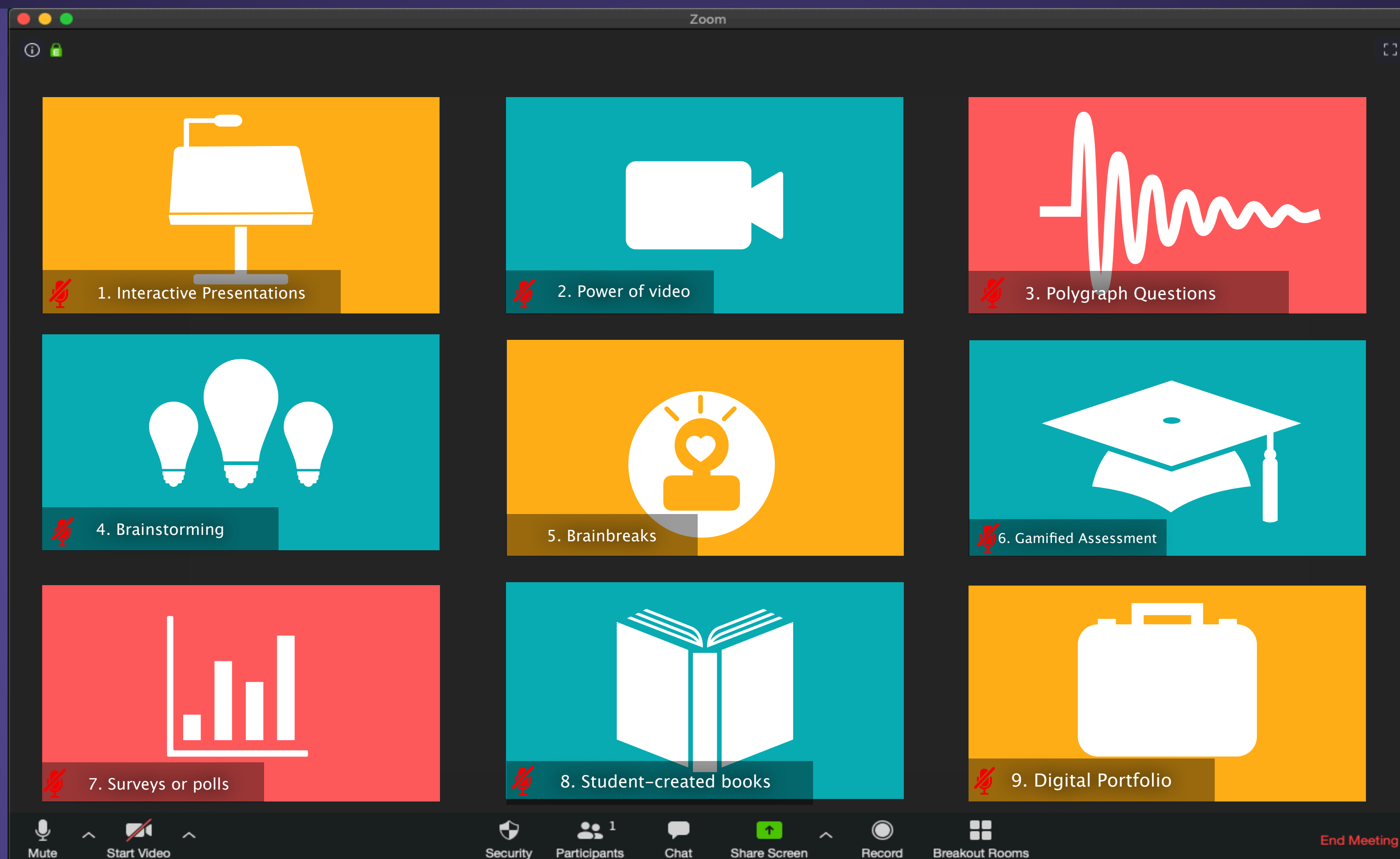
REBELLION

Students refuse to do the
assigned task and act
disruptive

e.g. On social media sites,
distracting other students,
oppositional, etc



Student-Centered Tools for Engagement



Check out all the **resources** at:
mrhook.it/resources



Student-Centered Tools for Engagement



1. Interactive presentations

Check out all the **resources** at:
mrhook.it/resources



Student-Centered Tools for Engagement



Curipod

1. Interactive Presentations



1. Interactive Presentations



Student-Centered Tools for Engagement

Curipod

Home

Discover

Create lessons

Upgrade

H

?

Personal

Free • Upgrade

MY LIBRARY

Lessons

Results

Trash

My lessons

+ New folder

+ Create lesson

NAME	MODIFIED	TIMES PLAYED	OPTIONS
Learning about AI	10:37, Jul 11, 2023	0	
What is a fraction?	09:36, Jul 11, 2023	0	

< 1 >

1. Interactive Presentations



Student-Centered Tools for Engagement



Teacher Lift




Student Engagement


1. Interactive Presentations



Student-Centered Tools for Engagement



Teacher Lift



Student Engagement

1. Interactive Presentations



Student-Centered Tools for Engagement



Check out all the **resources** at:
mrhook.it/resources




Student-Centered Tools for Engagement



2. Power of video

Check out all the **resources** at:
mrhook.it/resources




2. Power of video



Student-Centered Tools for Engagement



Flip™



2. Power of Video




Student-Centered Tools for Engagement

2. Power of video

D-ID

The screenshot shows the Canva design tool interface. The top navigation bar includes 'Home', 'File', 'Resize', and a search bar. The main workspace displays a design titled 'Untitled design - 1200px x 720px'. On the left sidebar, the 'Apps' section is active, showing a grid of app thumbnails. The 'D-ID AI Presenters' app is highlighted, with a description: 'Instantly add a talking head video to your designs'. Below this, there are sections for 'Trending' and 'SharePoint'. The main canvas area shows a video player with a portrait of a man, indicating that the app is being used to create or edit video content. The bottom status bar shows 'Page 1 / 1', a zoom level of '64%', and a 'Notes' section.

2. Power of Video



2. Power of video



Student-Centered Tools for Engagement



Adobe Express

Create ▾

Features ▾

Learn ▾

Compare plans

Download



Animate from audio BETA

Animate a character in seconds using our free online animation tool.


Character Background Size

Category


Creatures ▾



Basketball




Baseball




Footy




Football




Evans




Robot



Eyva




Medusa



Leonard

Scale 58%




Record your character's dialogue:

Record

or [choose an audio file](#)

☐ Enhance speech


2. Power of Video






2. Power of video




Student-Centered Tools for Engagement

 Adobe Express Create ▾ Features ▾ Learn ▾ Compare plans Download



Animate from audio BETA

[Back to editing](#) [Download](#)



2. Power of Video



2. Power of video



Student-Centered Tools for Engagement



Story

Visuals

Elements

Audio

Text

Styles

Branding

Format

Project

The structure of an atom

Search...

Scene 4

• Neutrons are a type of subatomic particle with no charge (they are neutral).

Scene 5

Like protons, neutrons are bound into the atom's nucleus as a result of the strong nuclear force.

Scene 6

• Protons and neutrons have approximately the same mass, but they are both much more massive than electrons (approximately 2,000 times as massive as an electron).

Scene 7

• The positive charge on a proton is equal in magnitude to the negative charge on an electron.

Scene 8

As a result, a neutral atom must have an equal number of protons and electrons.

Scene 9

Get started

My projects

Help

Upgrade

Carl Hooker

Previous

Preview

Download

Scene duration: 3.8s

Estimated video duration: 55s

Storyblocks

• Electrons are a type of subatomic particle with a negative charge.

Intro scene

Scene 1

Scene 2

Scene 3

Scene 4

Scene 5

2. Power of Video



Student-Centered Tools for Engagement




2. Power of Video



Student-Centered Tools for Engagement



Teacher Lift



Student Engagement

2. Power of Video



Student-Centered Tools for Engagement



Check out all the **resources** at:
mrhook.it/resources



Student-Centered Tools for Engagement



3. Polygraph Questions

Check out all the **resources** at:
mrhook.it/resources



Student-Centered Tools
for Engagement



desmos.com

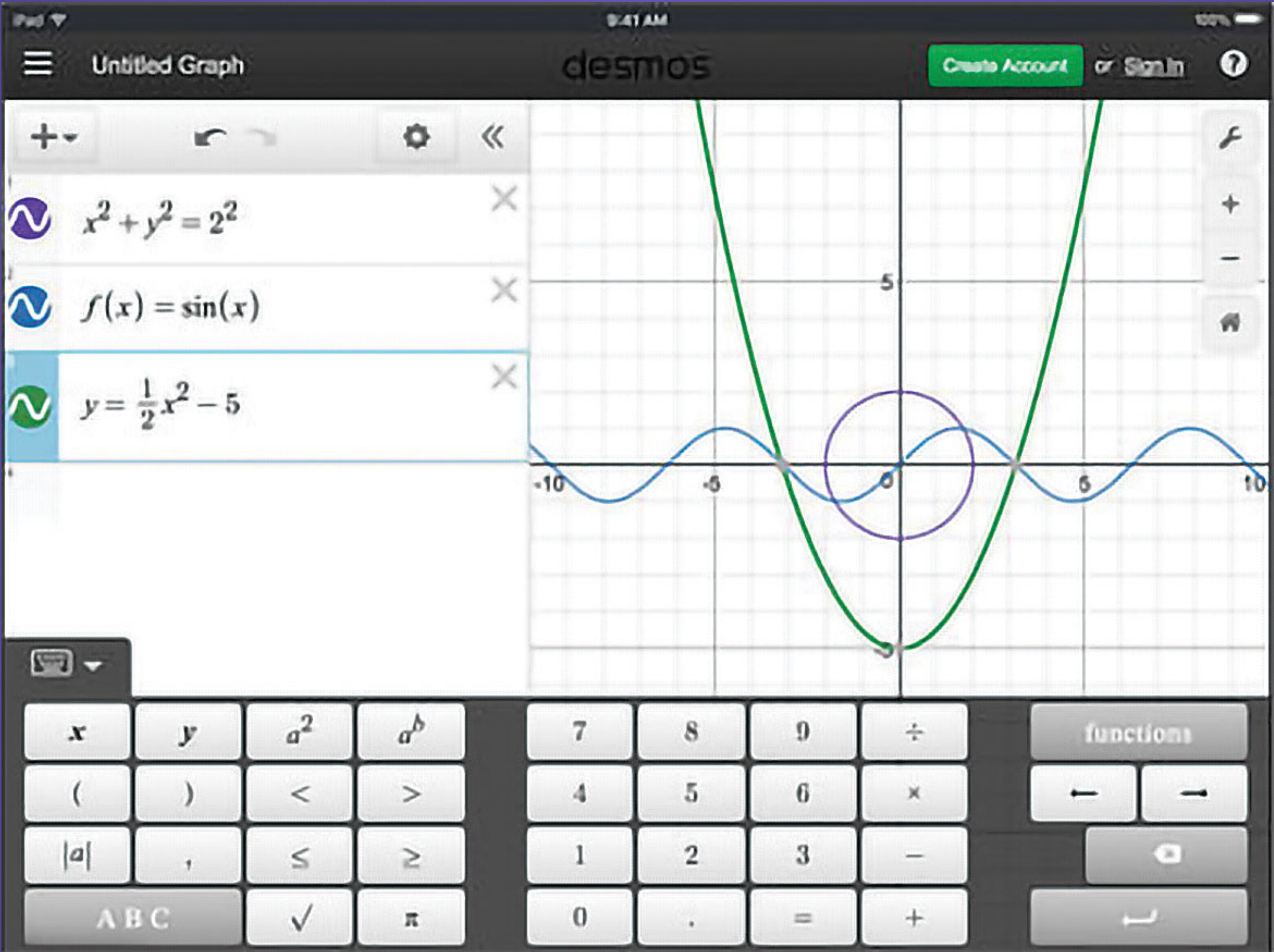
3. Polygraph Questions




3. Polygraph Questions



Student-Centered Tools for Engagement



3. Polygraph Questions



3. Polygraph Questions



Student-Centered Tools for Engagement

desmos

1

Title

>

2

Suspects

>

3

Details

Done

Ready to build your own Polygraph?

Start by giving your Polygraph a name.

Polygraph:

Add a title

Start Building


Blog


Careers

Calculator

Help Center

We'd love to hear from you!





Privacy Policy


|

Terms of Service

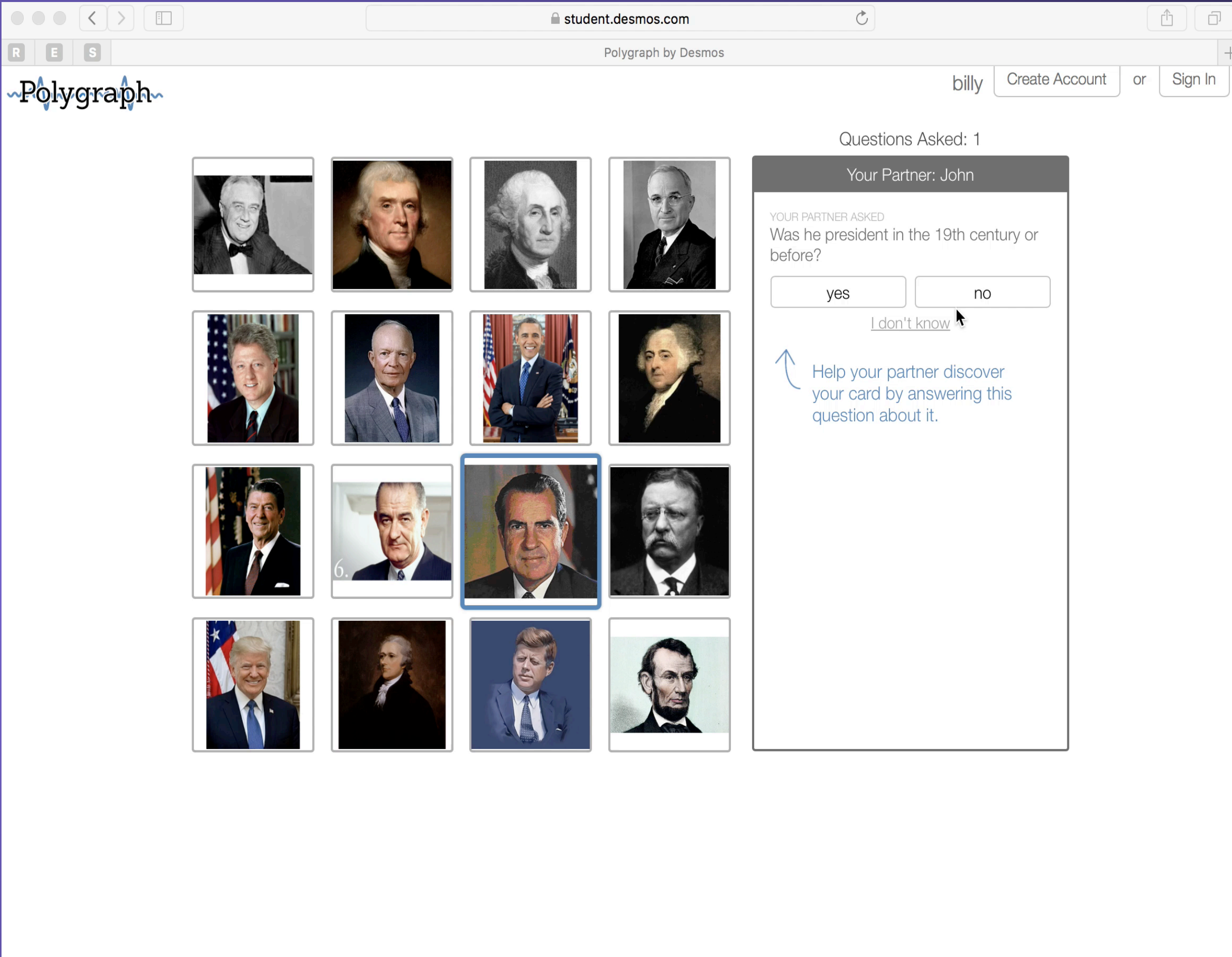
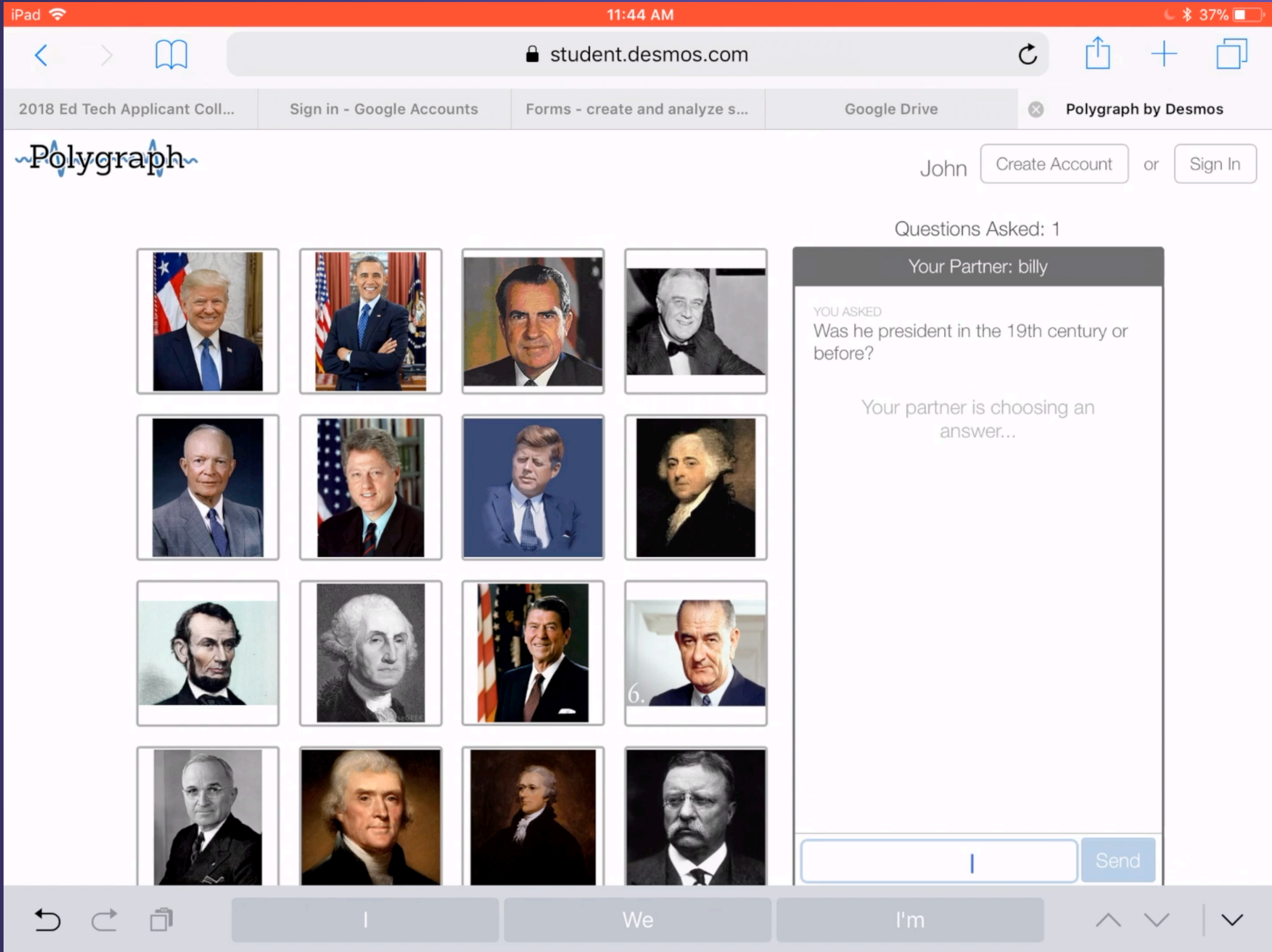
|

Desmos, Inc 2018

3. Polygraph Questions



Student-Centered Tools for Engagement



3. Polygraph Questions



Student-Centered Tools for Engagement

desmos

Search for an activity

Q

Carl Hooker

Home

Most Popular

Latest

YOUR ACTIVITIES

Bookmarked

Custom

History

BUNDLES

Conics

Exponential

Expressions

Functions

Inequalities



Abigail Adams



Patrick Henry



Benjamin Franklin



Polygraph: Guess Who on the Road to Revolution

by Kendall Hiott

 Mobile

 Tablet

 Laptop

Students can ask questions about significant individuals leading to the American Revolution.

Classes

Create Class Code

Create a class code to run this activity with your students. We recommend creating a different code for each class period.

The Cards



Abigail Adams



Patrick Henry



Benjamin Franklin



Samuel Adams



John Hancock



Crispus Attucks



George Washington



King George III



















3. Polygraph Questions

CarlHooker.com


@mrhooker



Student-Centered Tools for Engagement




Teacher Lift




Student Engagement


3. Polygraph Questions



Student-Centered Tools for Engagement



Teacher Lift



Student Engagement

3. Polygraph Questions




Student-Centered Tools for Engagement



Check out all the **resources** at:
mrhook.it/resources




Strategies for **Engaging** Your Audience **Virtually**



4. Brainstorming


Check out all the **resources** at:
mrhook.it/resources



DISCUSSION

**What are tools your students use
to brainstorm ideas?**

4. Brainstorming



4. Brainstorming



Student-Centered Tools for Engagement

bubbl.us




popplet

Ziteboard
Think Visually



4. Brainstorming



4. Brainstorming




Student-Centered Tools
for Engagement

mrhook.it/wall



**What is something you do
to destress?
Post an example via text,
image, or gif**

4. Brainstorming



Teacher Lift



Student Engagement


4. Brainstorming



Student-Centered Tools for Engagement



Teacher Lift

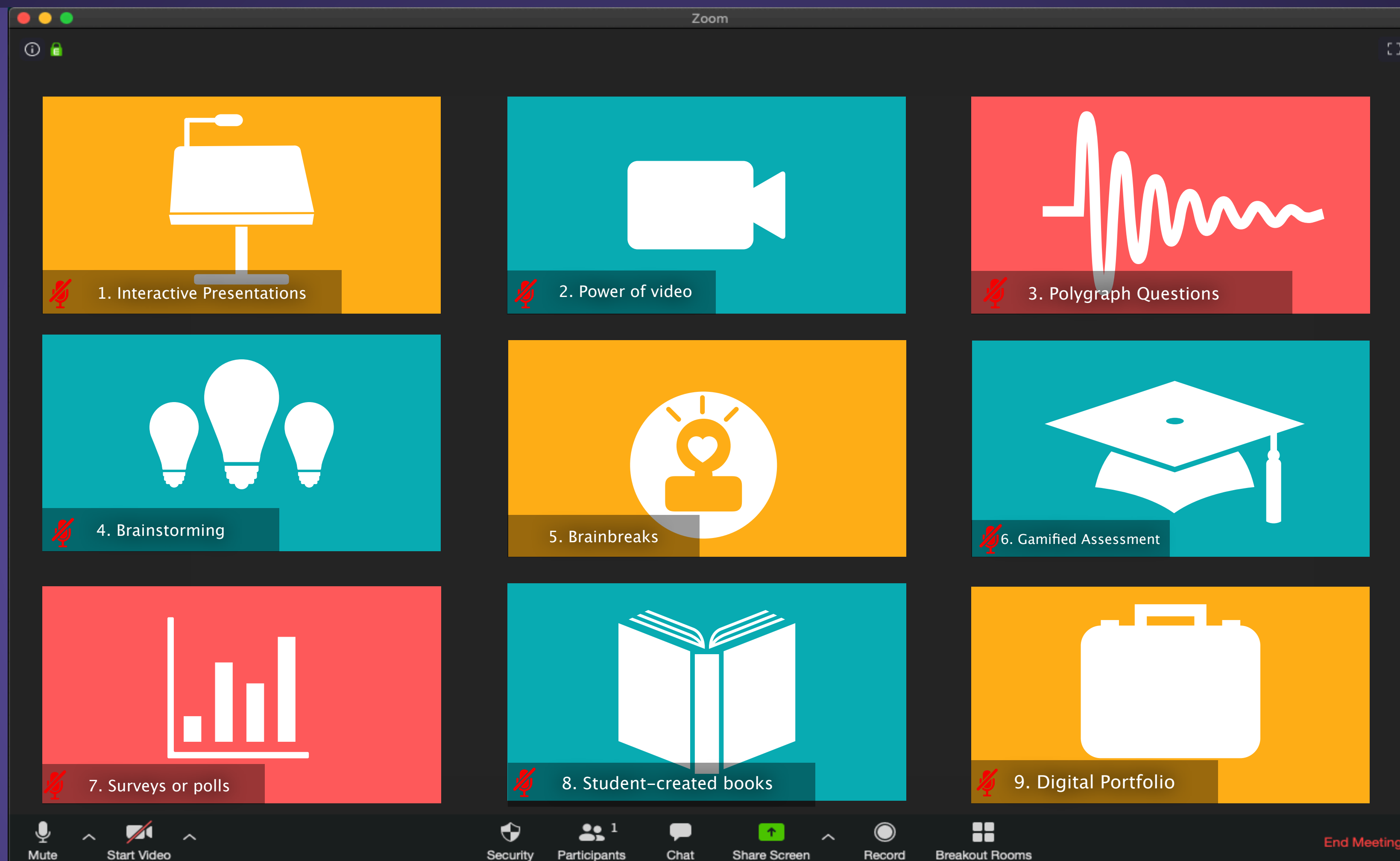


Student Engagement

4. Brainstorming



Student-Centered Tools for Engagement



Check out all the **resources** at:
mrhook.it/resources



Student-Centered Tools for Engagement



5. Brainbreaks

Check out all the **resources** at:
mrhook.it/resources



5. Brainbreaks



Student-Centered Tools
for Engagement

DISCUSSION

**What do you do to give
students breaks?**

5. Brain Breaks

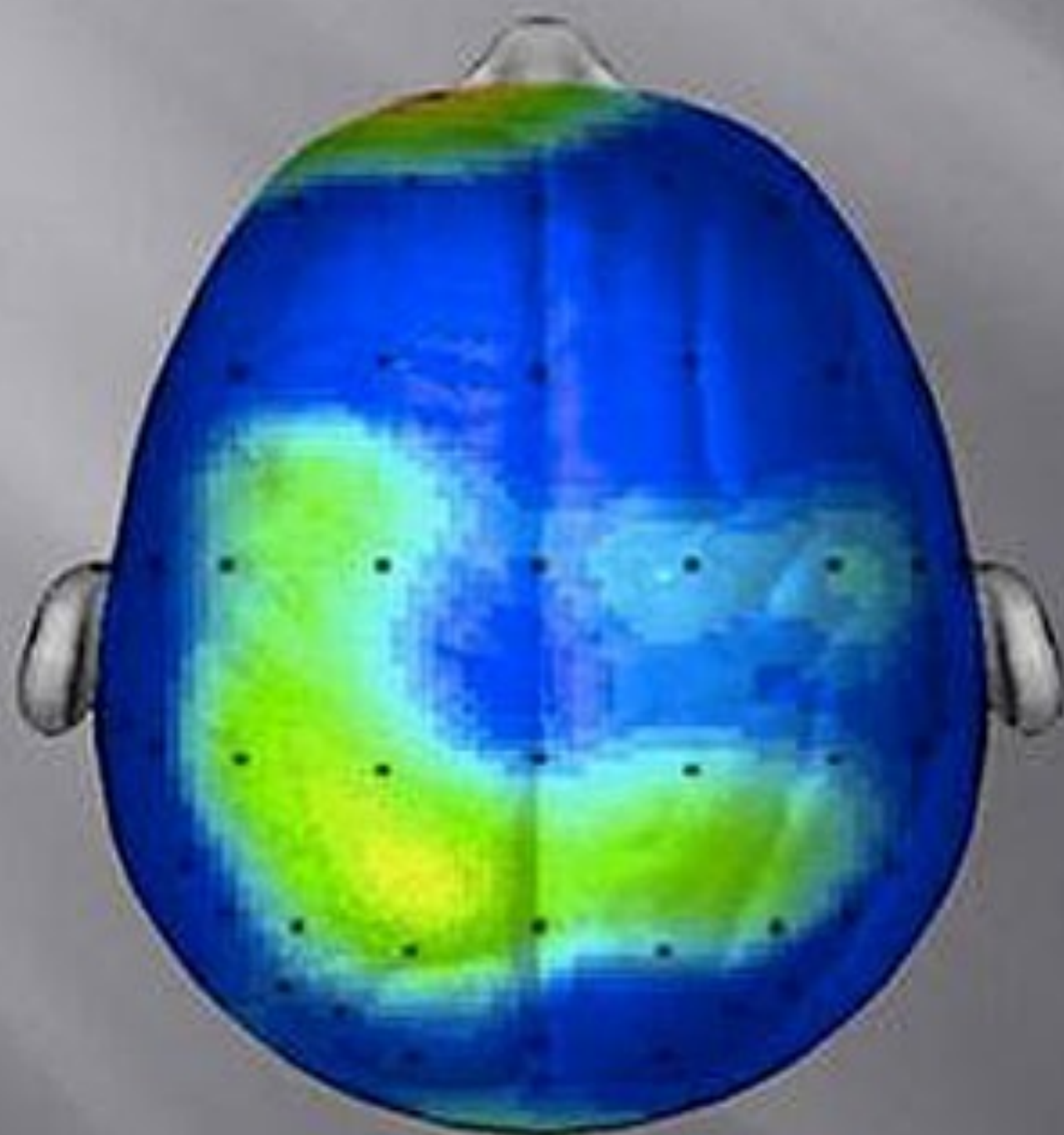


5. Brainbreaks

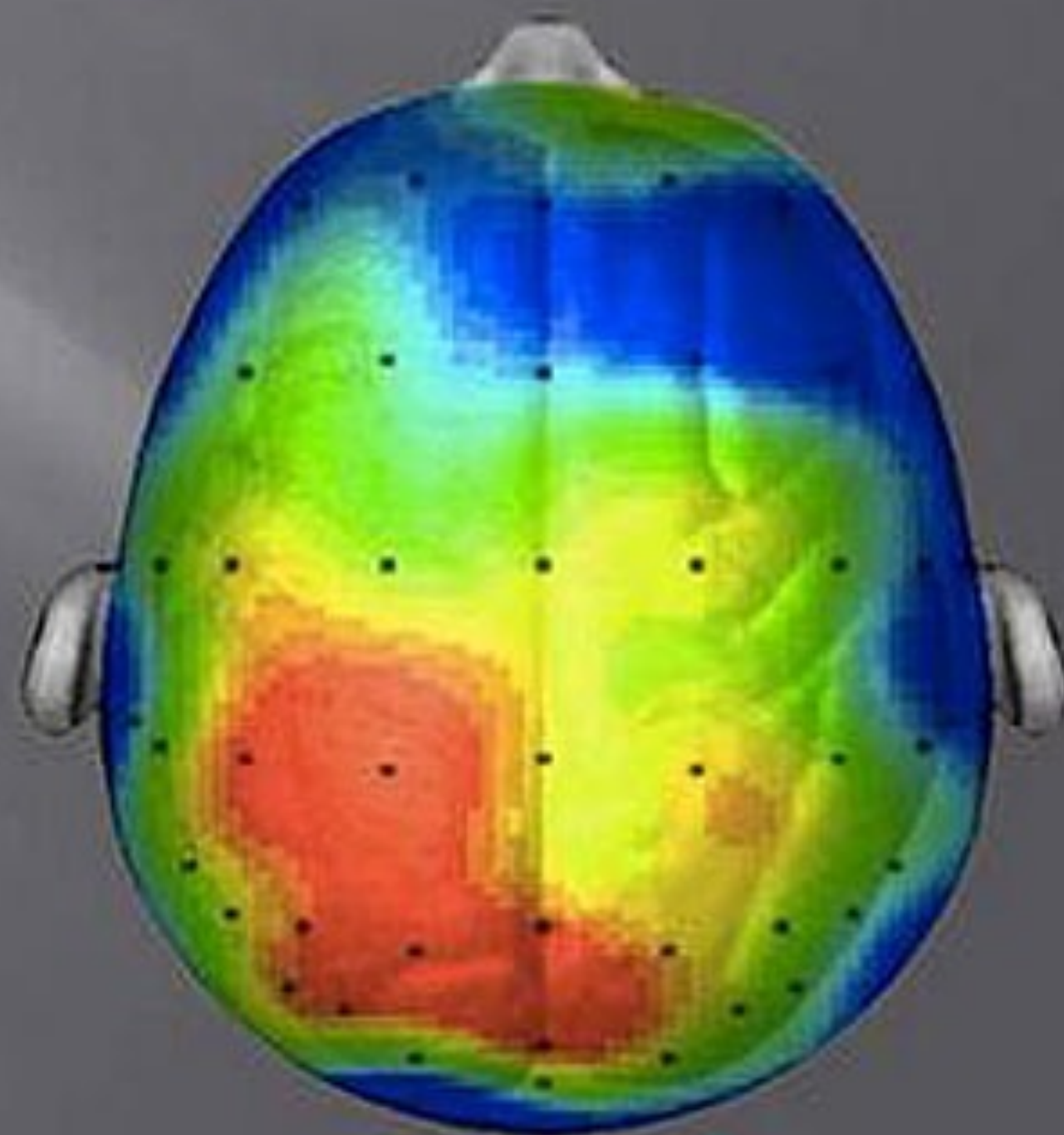


Student-Centered Tools for Engagement

BRAIN AFTER SITTING
QUIETLY



BRAIN AFTER 20 MINUTE
WALK



Research/scan compliments of Dr. Chuck Hillman University of Illinois

5. Brain Breaks



5. Brainbreaks



Student-Centered Tools
for Engagement

Reverse Charades

5. Brain Breaks

**1 minute
silence**

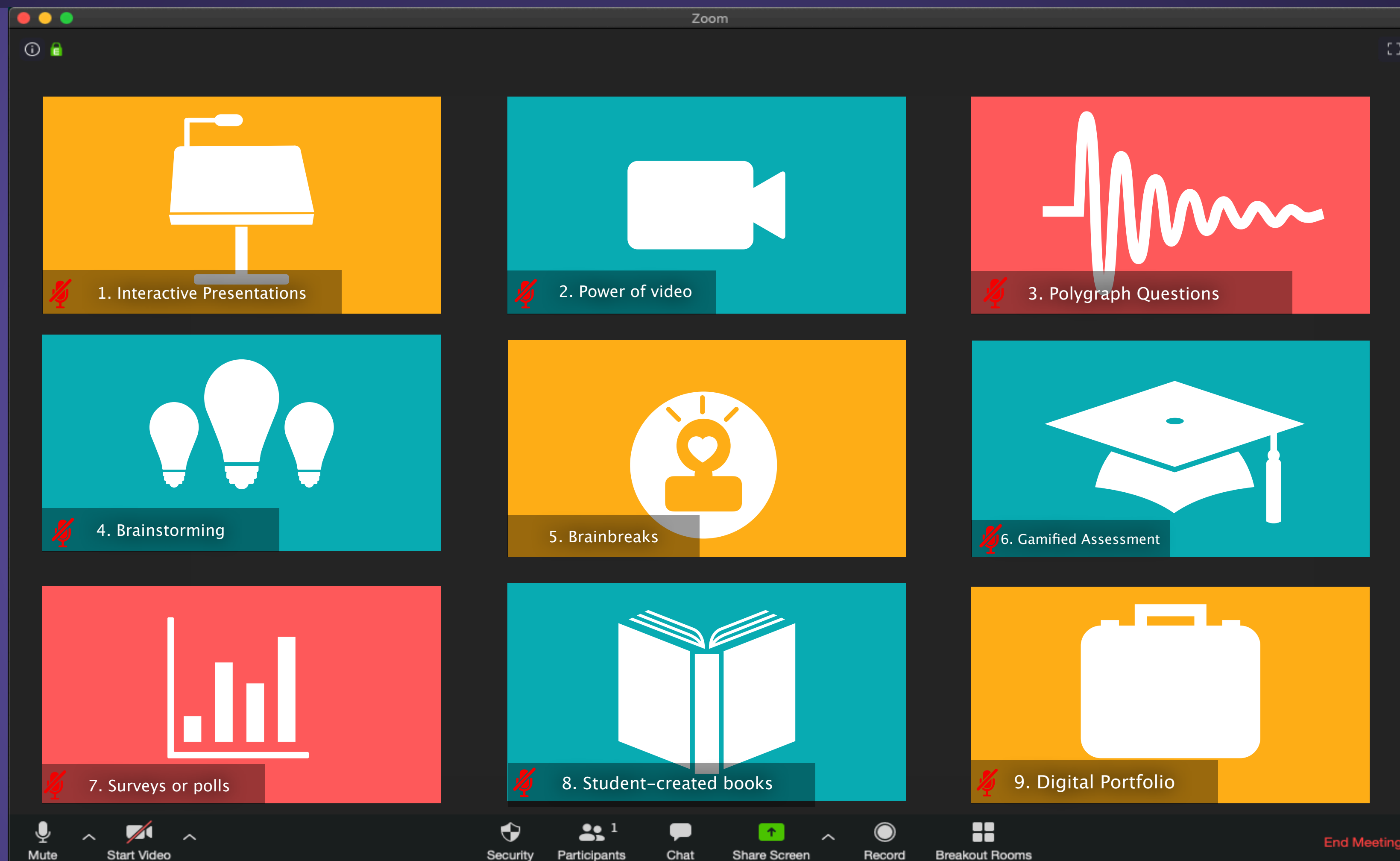
A digital timer display consisting of a central circle with a radial gradient from light gray at the top to dark gray at the bottom. Inside the circle, the number '00' is displayed in a white, segmented digital font. Below the number, the word 'SECONDS' is written in a smaller, white, pixelated font.

00

SECONDS



Student-Centered Tools for Engagement



Check out all the **resources** at:
mrhook.it/resources



Student-Centered Tools for Engagement



6. Gamified

Check out all the **resources** at:
mrhook.it/resources




DISCUSSION

**What are some formative
assessment tools you use?**

Check out all the **resources** at:
mrhook.it/resources



Student-Centered Tools for Engagement



6. Gamified Assessment

AI-Assisted **Assessment**



QuestionWell



[Home](#)

[Features](#)

[Feedback](#)

QuestionWell




generates an endless supply of questions so teachers can focus on what matters.

Just input some reading, and the AI will write Essential Questions, Learning Objectives, and aligned multiple choice questions.

[Try It Out](#)

[Explore Features](#)




Export to: **Kahoot! Quizizz Gimkit**
 **canvas Blooket Moodle**
 **Google Forms Quizlet** 

AI-Assisted **Assessment**



AI-Assisted Assessment





Home / Create

Upgrade

...

Enter topic


Customize

Generate

Create

Explore

Activity



Got a quiz code?
Join a quiz by entering its unique quiz code
[Join a quiz](#)

Create a Conker quiz ✨

Enter a learning topic below to get started

7th grade Texas history



Generate

Customize

[Try an example quiz](#)[Capital Cities](#)

I have my own source material

Support Privacy Terms

© 2023 Conker. All rights reserved.  

Assessments Don't Have to Suck


AI-Assisted Assessment

twee

The screenshot displays the Twee website interface. At the top, there is a navigation bar with the 'twee' logo (marked 'beta') on the left, and 'Home', 'Tools', and 'My Projects' links in the center. On the far right of the navigation bar is a user profile icon and the name 'Carl Hooker'. Below the navigation bar, the main content area is divided into sections. The first section is titled 'Latest Projects' and includes a sub-header 'To create a new project go to [tools page](#) and select any tool you'd like to start the project with.' Below this, there is a project card for 'Exploring American History' with a subtitle 'YouTube video with questions' and a star icon, dated 'Today'. The second section is titled 'Tools' and features a search bar with the placeholder text 'Search for tools...'. The third section is titled 'Watch a video' with a popcorn icon and a sub-header 'Develop your students' listening skills while exploring the world of video content'. Below this, there are four video thumbnails. The first thumbnail shows a red play button icon and a star icon, with the title 'The Beatles hunt into the world' partially visible. The other three thumbnails are empty, each with a star icon in the top right corner.




Student-Centered Tools for Engagement




6. Gamified Assessment



Student-Centered Tools for Engagement



Teacher Lift

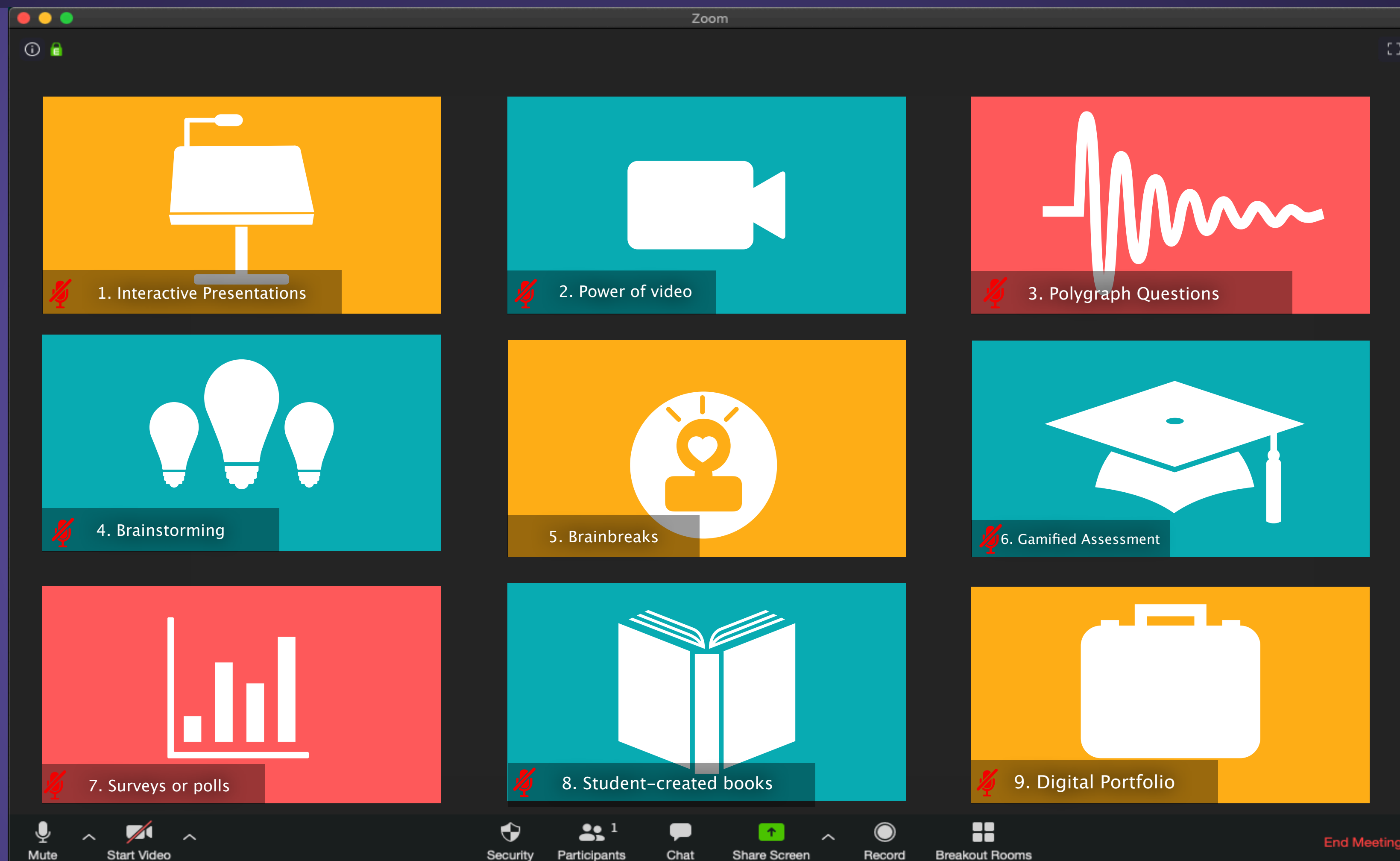


Student Engagement

6. Gamified Assessment



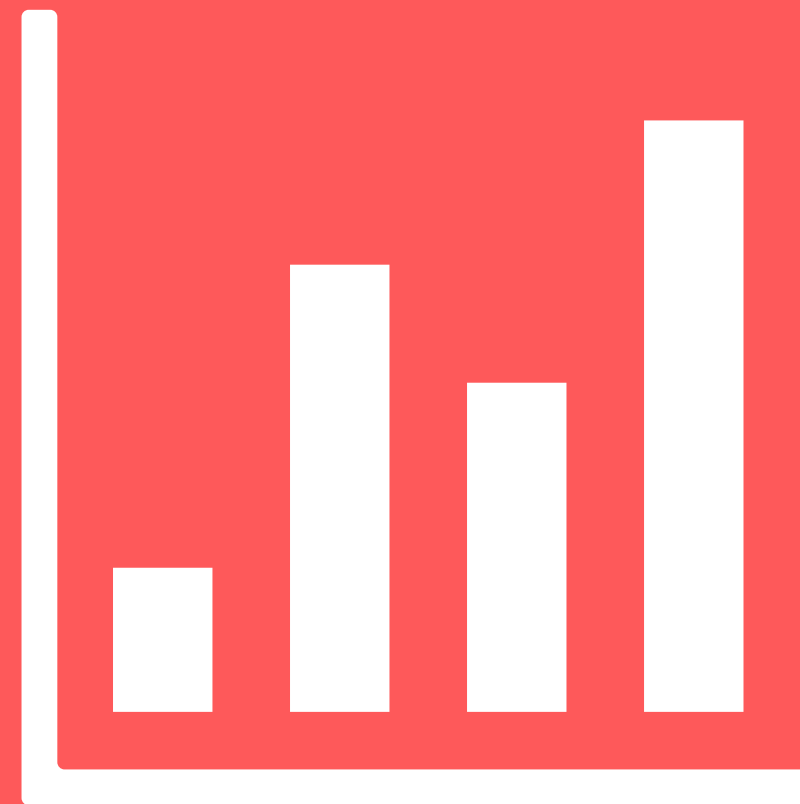
Student-Centered Tools for Engagement



Check out all the **resources** at:
mrhook.it/resources




Strategies for **Engaging** Your Audience **Virtually**



7. Surveys or polls

Check out all the **resources** at:
mrhook.it/resources



Student-Centered Tools for Engagement



Mentimeter



Poll Everywhere

Quiz?lize

Powered by Zzish



GoSoapBox

slido




plickers
clickers, simplified

AnswerGarden



7. Surveys or Polls



Let's try a few different types



mrhook.it/poll

7. Surveys or Polls



Polling Tools for Feedback



mrhook.it/poll

Complete the 5-part survey on preferences.
You must choose one or the other.





Polling Tools for Feedback

Reflect

Write down what you predict what the **majority** of the group picked for each category using the **yellow** words:

mrhook.it/poll

Coke vs. Pepsi

Dark vs. White Chocolate

Video vs. Board Assessment

Big Party vs. Small Gathering

Honesty vs. Other People's Feelings



Polling Tools for Feedback

Discuss

At your table, discuss what you think the **majority** of the group will pick and why.

mrhook.it/poll

Coke vs. Pepsi

Dark vs. White Chocolate

Video vs. Board Assessment

Big Party vs. Small Gathering

Honesty vs. Other People's Feelings



Polling Tools for Feedback

Predict

Before we reveal the answers, write down your prediction of how many you think you will get **correct out of 5.**

mrhook.it/poll

Coke vs. Pepsi

Dark vs. White Chocolate

Video vs. Board Assessment

Big Party vs. Small Gathering

Honesty vs. Other People's Feelings

Which do YOU prefer. You must choose one or the other

0 surveys completed

0 surveys underway

Soda preference

Coke

Pepsi

Chocolate preference

Dark Chocolate

White Chocolate

Game preference

Video Games

Board Games

Type of social gathering you prefer?


Big Party

Small Gathering


Which of the following is more important

Honesty


Other People's Feelings



7. Surveys or Polls



Teacher Lift



Student Engagement

7. Surveys or Polls



Student-Centered Tools for Engagement



Check out all the **resources** at:
mrhook.it/resources



Student-Centered Tools for Engagement



8. Student-created books

Check out all the **resources** at:
mrhook.it/resources



BOOK CREATOR[®]

7th Grade Math



Planning My Dream Road Trip

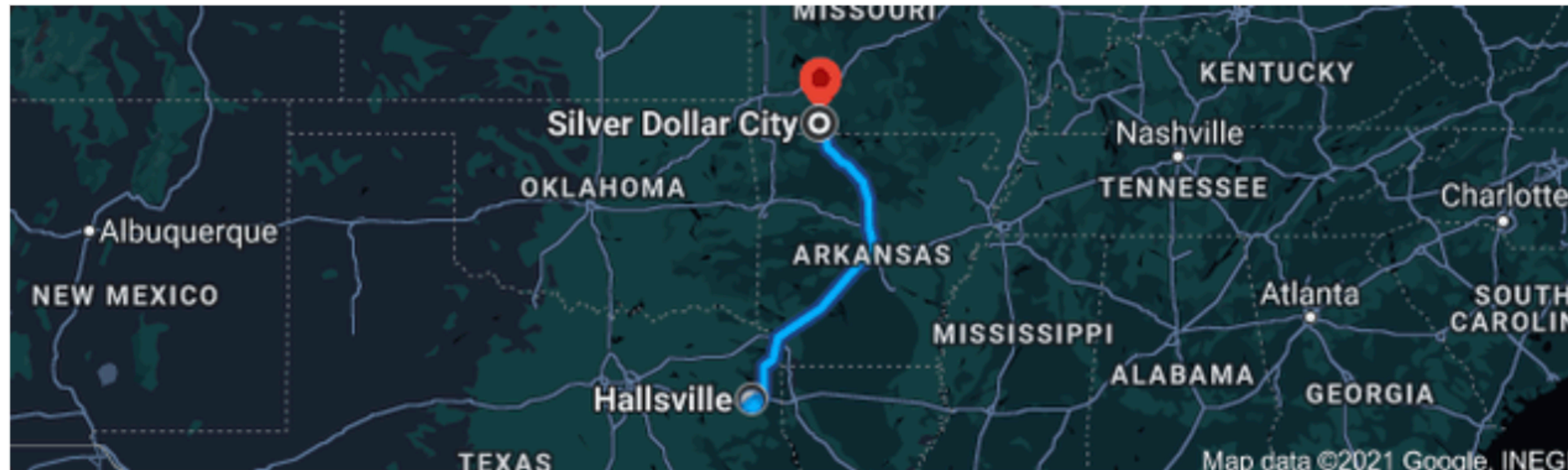
Using Book Creator & Google -

- 1. Determine distance to location**
- 2. Find 2 different vehicles to do your road trip in.**
- 3. Determine their miles per gallon (MPG) of each vehicle**
- 4. Determine cost/gallon**
- 5. Compare/contrast gas costs of both vehicles**



Trip to Silver Dollar City

405 miles away





94 MPG



25 MPG

Cost per Gallon - Vehicle 1

$$94/3=405/x$$

Cost per Gallon - Vehicle 2

$$25/3=405/x$$



BOOK CREATOR[®]

**4th Grade Math &
ELA**

The background of the slide is a complex, low-poly geometric pattern in various shades of green, creating a faceted, crystalline effect. A white rectangular box is centered on the slide, containing the title text. The overall aesthetic is modern and mathematical.

Quadrilaterals on the Loose!

Enter code: Y2TP8RM

Part 2 - Create Your Wanted Poster

1. Click on New Book.
2. Make it a Square Book
3. Give it a cover page
4. Create your **quadrilateral** wanted poster with:

+ New Book

Name:

Description:

Special Type of:

Crime:

Could be Hiding:

Reward:

5. Add a shape, eyes, backgrounds, etc

Don't forget your name!



wanted

Made by
zoe A

The chocolate bar bandit



wanted



name: Robby rectangle

Description: Robby is a quadrilateral a parallelogram and a rectangle

Crime: He pretended to be a chocolate bar so he could travel to america.

could be hiding: Behind a chocolate bar , a door or a brick

Reward: life's worth of chocolate bars and a trip around the world






BOOK CREATOR[®]

SEL

My Enemy Pie




Enemy Pie




Enter code: **Y9RPW82**

Create Your Enemy Pie Book




1. Click on New Book.
2. Make it a Square Book
3. Give it a **cover page** - My Enemy Pie
4. **Page 2** -
How does an enemy make you feel? Find emojis to represent your moods
5. **Page 3** -
List 3 ways you can become friends with your enemy
6. **Page 4** - (bonus) Create your enemy pie.
What would you fill it with?

My Enemy Pie



How does your enemy make you feel?



What are three ways to make friends
with your enemy?



What would you fill your enemy pie with





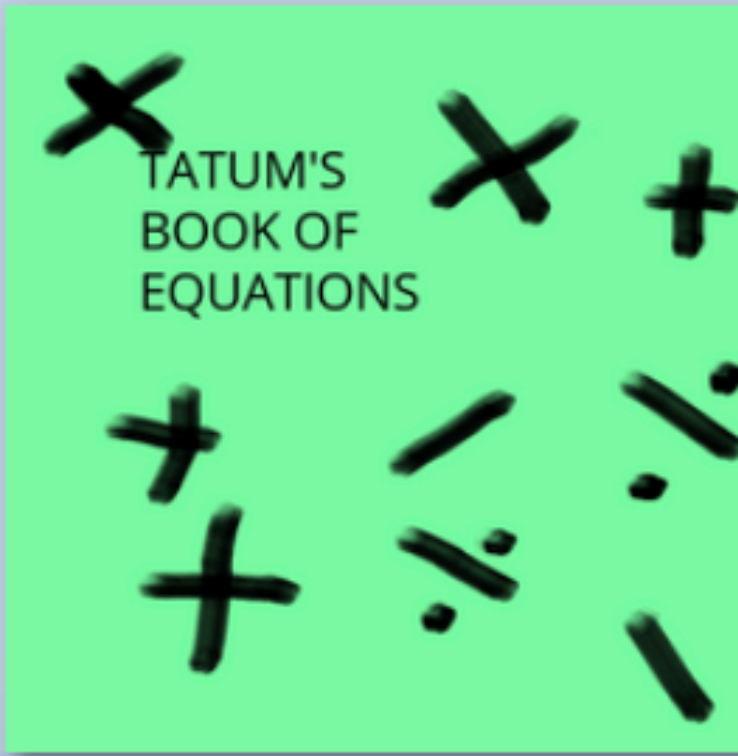
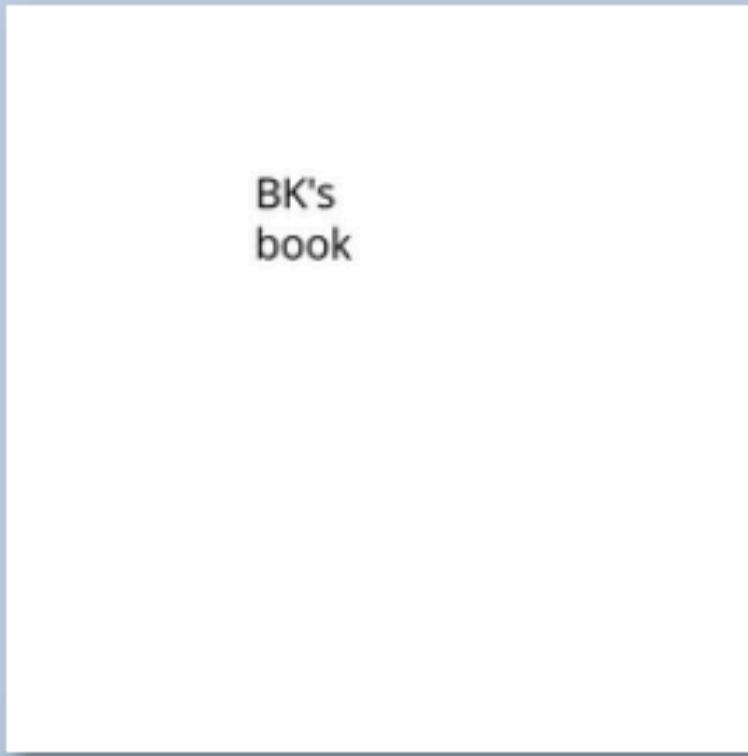

BOOK CREATOR[®]

3rd Grade Math Rotation

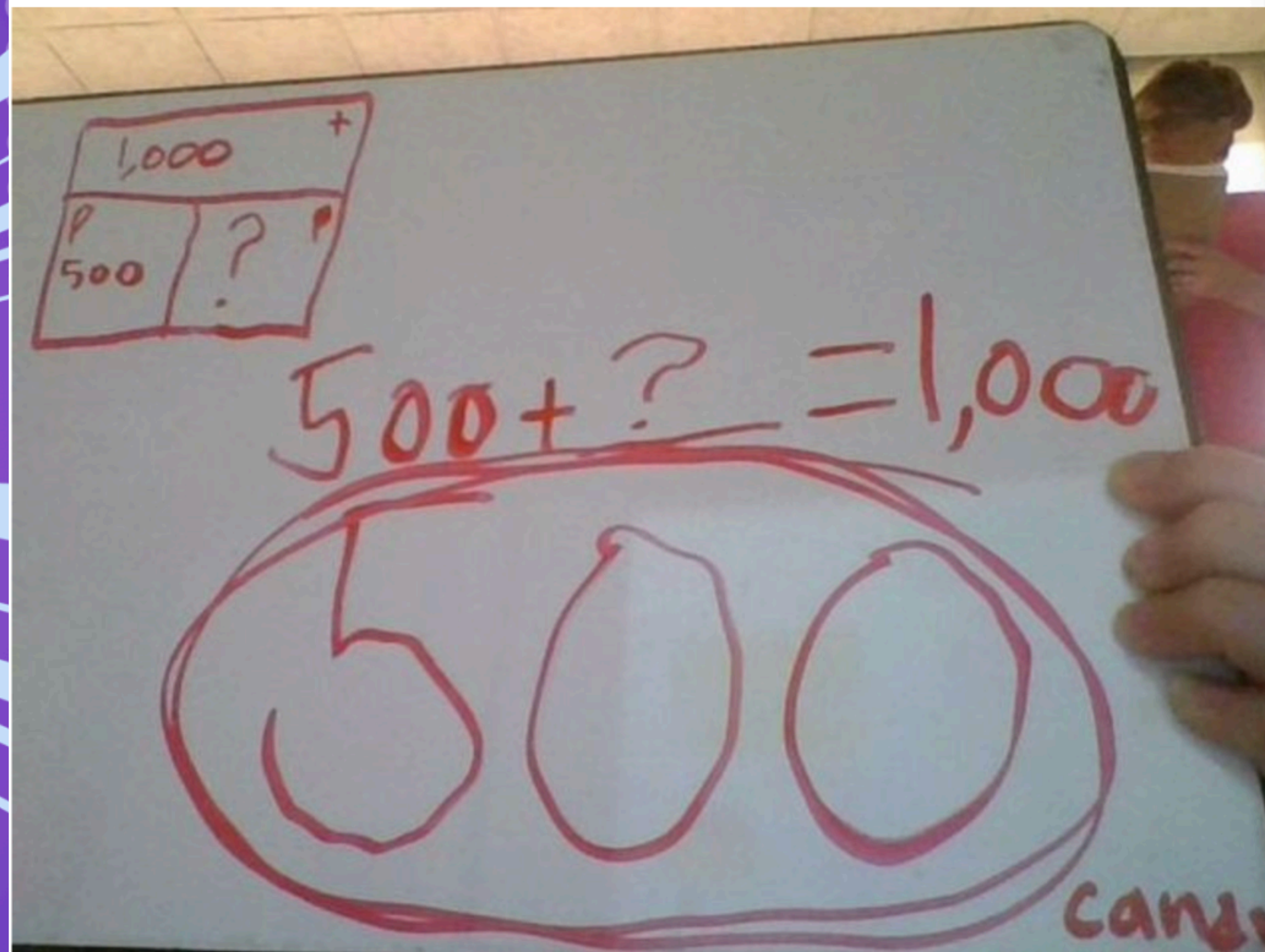
Slifka 3rd Grade Math Review

Everyone's books (22) ▾

+ New Book



I ate 500 candy's on
Sunday in all I ate 1,000
how many did I eat on
satday?



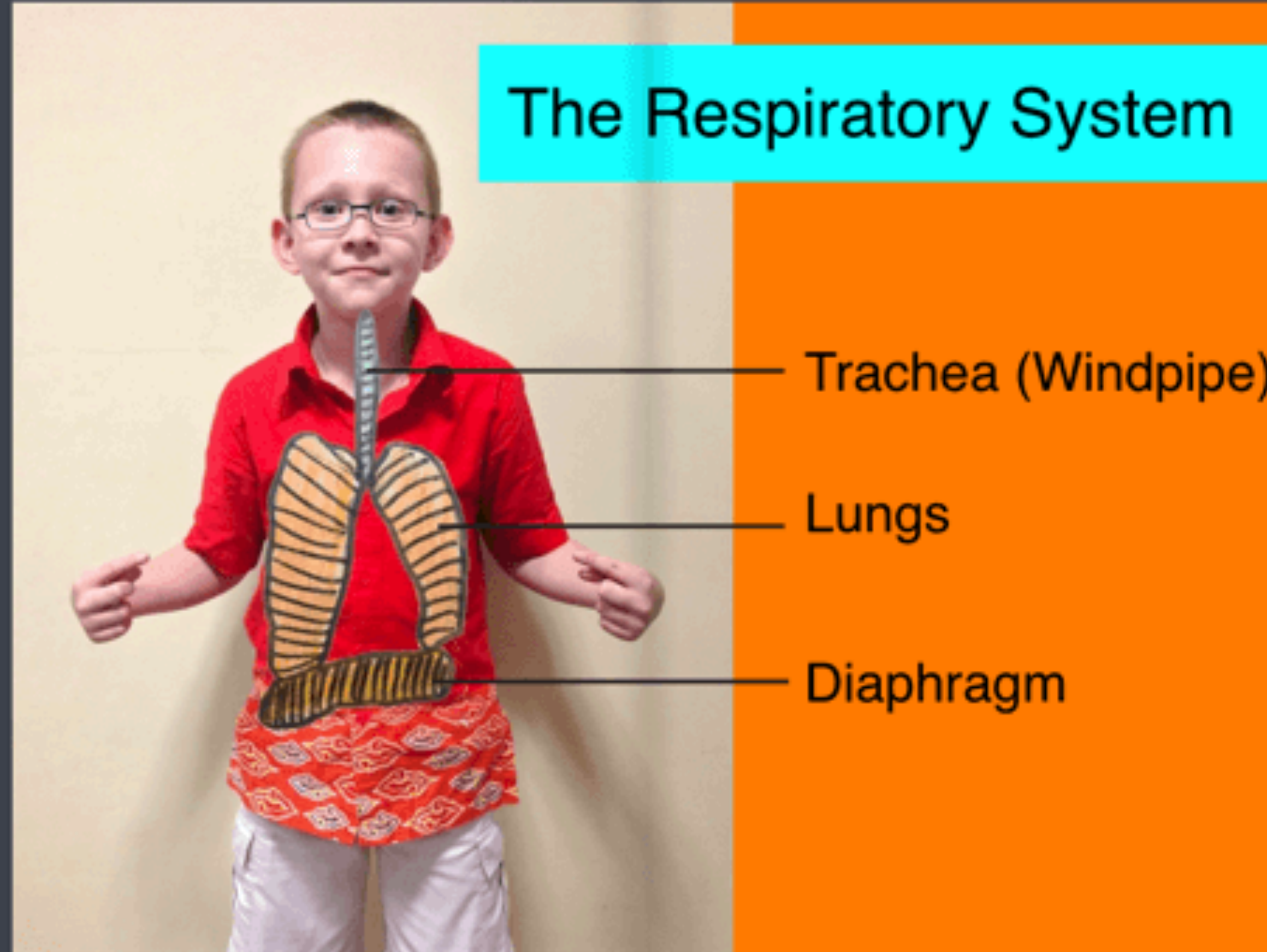




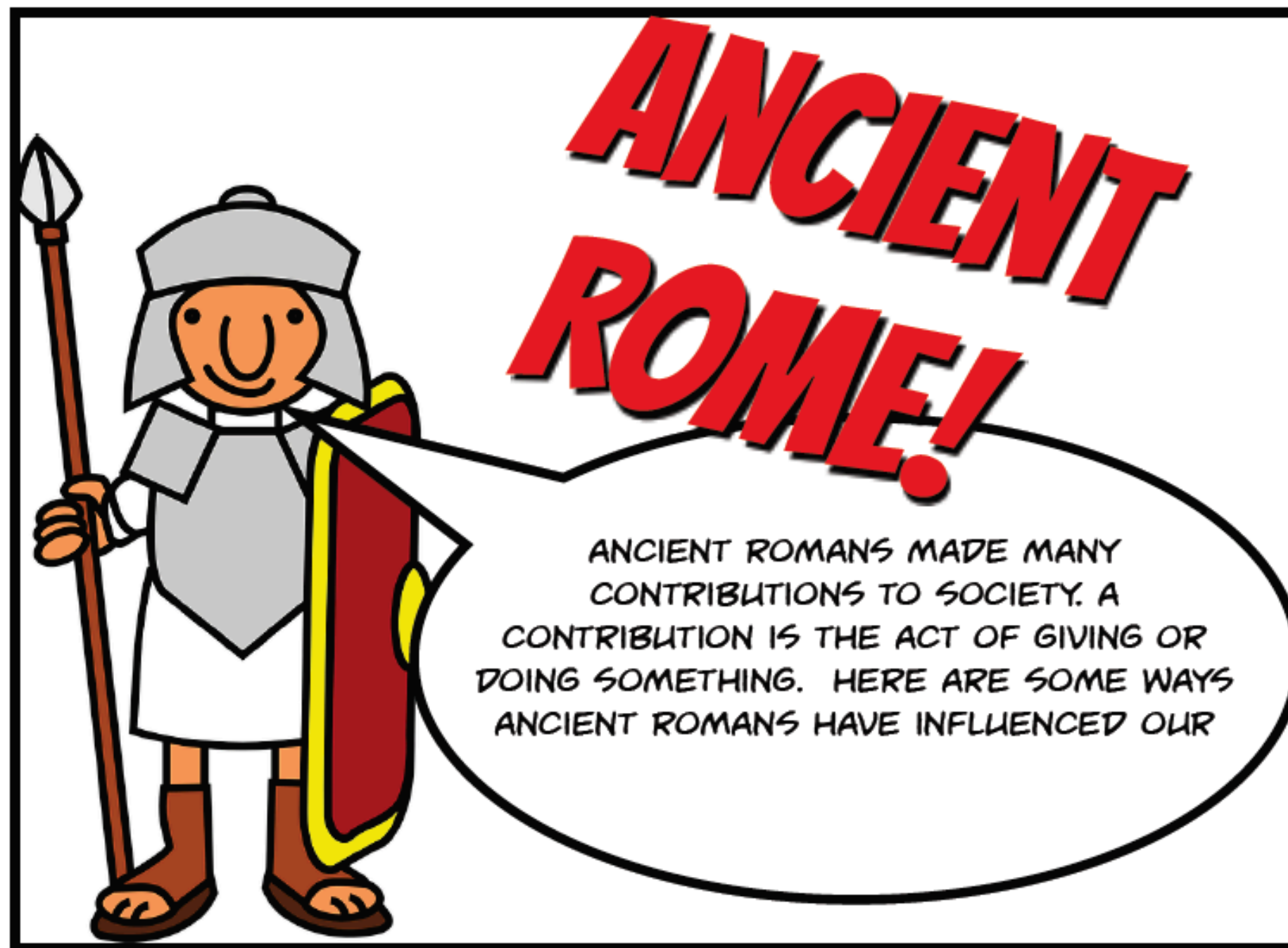
BOOK CREATOR[®]

Other Subjects



The Respiratory System







Stickers



LET'S GO FANTASTIC
GEORGE! WE MUST FLY TO
THE MOON AND GET THE
COOKIES BACK!

AWESOME!



Student-Centered Tools for Engagement



Teacher Lift



Student Engagement


Check out all the **resources** at:
mrhook.it/resources




8. Student-created books



Student-Centered Tools for Engagement



Teacher Lift

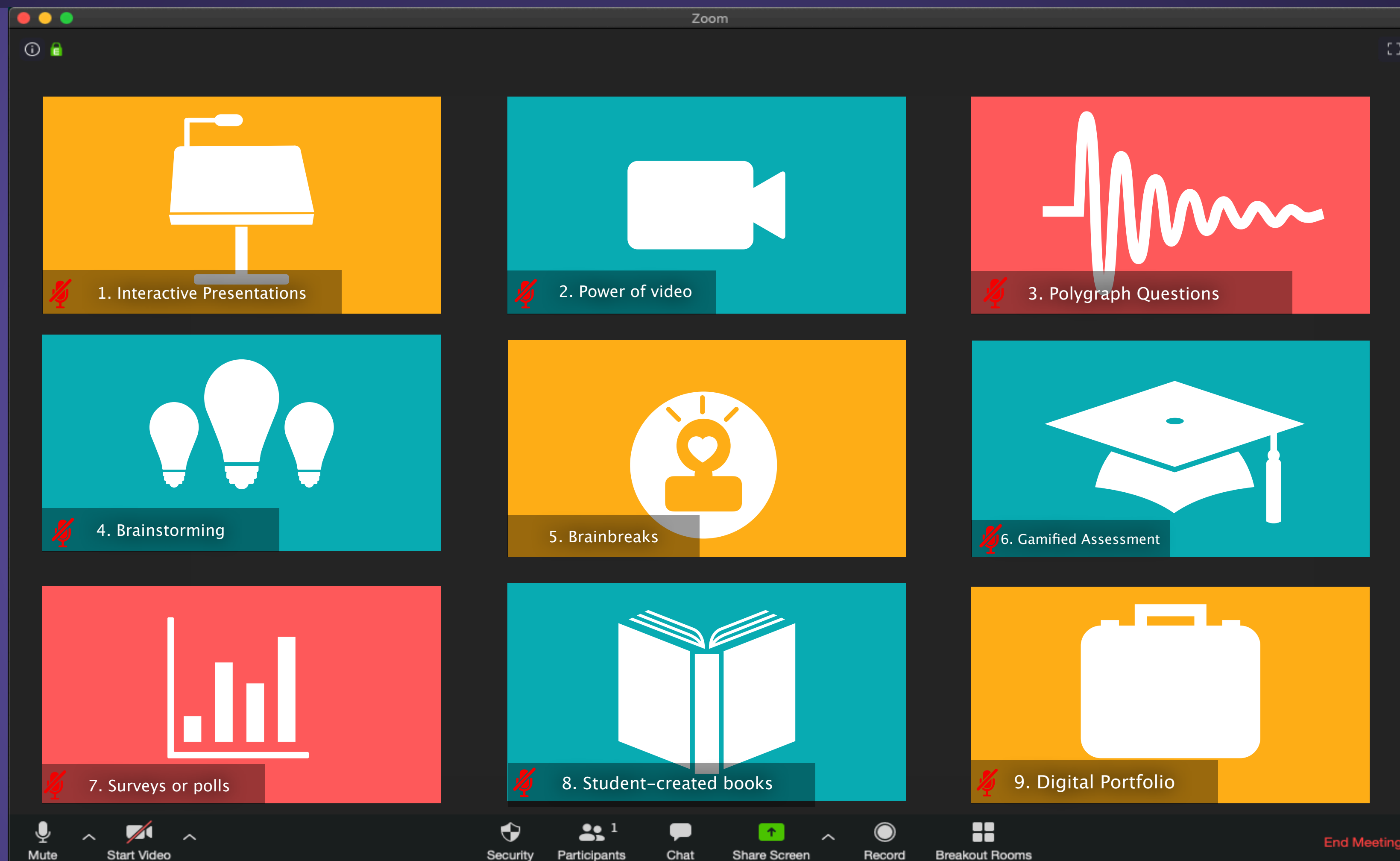


Student Engagement

Check out all the **resources** at:
mrhook.it/resources



Student-Centered Tools for Engagement



Check out all the **resources** at:
mrhook.it/resources




Student-Centered Tools for Engagement




9. Digital Portfolio



Student-Centered Tools for Engagement

 English ▾


Welcome to bulb! [Join](#) | [Sign In to Your Account](#) [?](#) [Q](#)



Kiera Samuels


Junior//Flatirons High School//Volleyball//Passions for People, Puppies & Pizza

...




About Me

♥ 91




Kiera Samuels

📄 ♥ 5




ART & DESIGN

📄 ♥ 3




Chemistry | 5 Substances Lab

📄








ENGLISH - Wrtg

📄 ♥ 4



MATH - Geometry

📄



9. Digital Portfolio

bulbapp.com




Student-Centered Tools for Engagement



9. Digital Portfolio



Student-Centered Tools for Engagement



9. Digital Portfolio



Student-Centered Tools for Engagement



Check out all the **resources** at:
mrhook.it/resources



Student-Centered Tools for Engagement



Check out all the **resources** at:
mrhook.it/resources



**It's the little conversations that build
the relationships and make an impact
on each student.**

- Robert John Meehan



e class

rry

show

ember

one

... but









p.s.

I can still spell...

humuhumunukunukuapua'a



Student-Centered Tools for Engagement



Check out all the **resources** at:
mrhook.it/resources