

# Strategies for Assessing Students in a Blended Learning Environment by Carl Hooker



#LCPcon

@mrhooker



# About Me

- Educator for 22+ years
- Former K-12 Teacher and administrator
- Educational Consultant for multiple districts
- Future Ready Schools National Advisor
- 6-time author on Mobile Learning
- Online Course: **The Remote Learning Coach**
- Podcast host, Trivia Night MC & DJ



# Assessment **Defined**



the action or an instance of making a judgment about something.



# Assessment **Types**

## Assessment **of** Learning

---

Student not directly involved in the assessment process

Final product

Demonstrates achievement of your learning

## Assessment **for** Learning

---

Student involved in the assessment process

Continuous Process

Used to receive feedback on your learning

## Assessment **as** Learning

---

Student actively involved in monitoring and assessing their learning

Continuous Process

Empowers you to manage your own learning



# Googleable vs **Non-Googleable**



What are examples of **Googleable** tests?



What are examples of **Non-Googleable** tests?



# Synchronous vs Asynchronous



Students meet during a scheduled time



Students engage in activities at any time



# Formative vs **Summative**



What are the differences between **formative** and **summative** assessments?



# Focus on **Feedback**

- **Timely**
- **Appropriate and reflective**
- **Honest and supportive**
- **Focused on learning**
- **Enabling**



# Strategies for Assessing Students in a Blended Learning Environment by Carl Hooker



#LCPcon

@mrhooker

# Synchronous Assessment Tools & Strategies





# Pros of **Synchronous** Assessment

- **Instant feedback**
- **Adjust instruction based on student responses**
- **Just-in-time support**
- **Demonstrating knowledge**



# Assessment **Types**

## Assessment **of** Learning

---

Student not directly involved in the assessment process

Final product

Demonstrates achievement of your learning

## Assessment **for** Learning

---

Student involved in the assessment process

Continuous Process

Used to receive feedback on your learning

## Assessment **as** Learning

---



Student actively involved in monitoring and assessing their learning

Continuous Process

Empowers you to manage your own learning



# Formative assessment tools



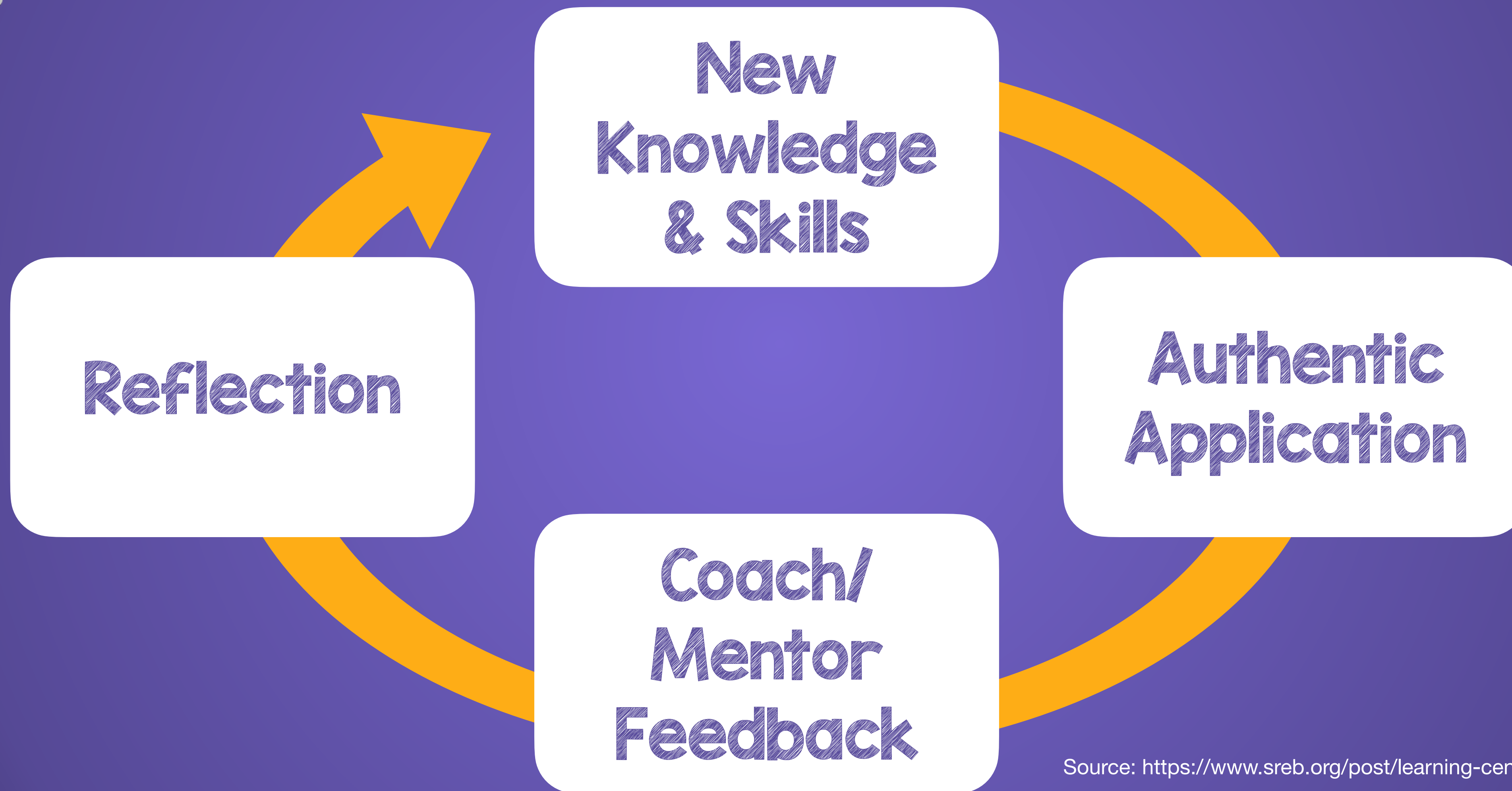


# Interactive Presentations





# Learner-Centered Learning Cycle



Source: <https://www.sreb.org/post/learning-centered-leadership-program>



# Polling Tools for **Feedback**



Mentimeter



Poll Everywhere

Quiz?lize

Powered by Zzish



GoSoapBox

slido



plickers  
clickers, simplified

AnswerGarden 





# Polling Tools for **Feedback**

 Poll Everywhere

[mrhook.it/poll](https://mrhook.it/poll)

Complete the 5-part survey on preferences.  
You must choose one or the other.





# Polling Tools for **Feedback**



## Chat

Go into the chat or write down what you predict what the **majority** of the group picked for each category using the **yellow** words:

**Coke vs. Pepsi**

---

**Dark vs. White Chocolate**

---

**Video vs. Board Games**

---

**Big Party vs. Small Gathering**

---

**Honesty vs. Other People's Feelings**

---



# Gamified Assessment

flippity.net

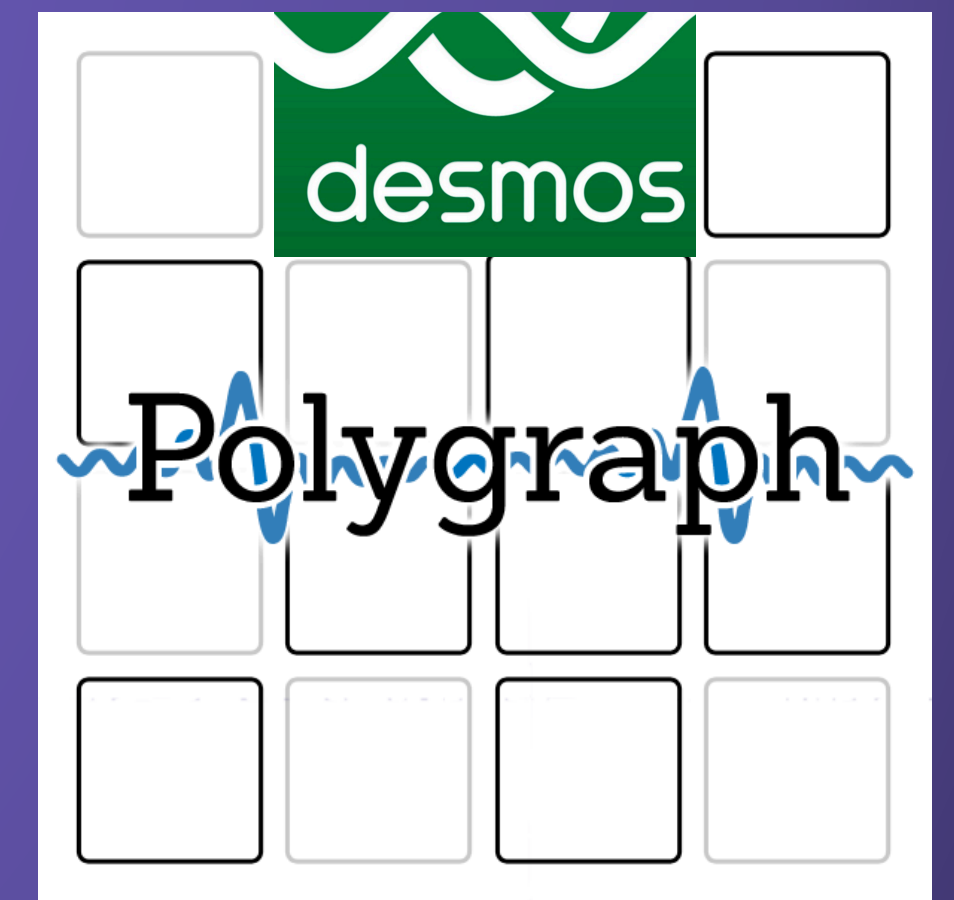

	World Capitals	The Simpsons	Movies	En español	Bees	Potpourri
Team 1 0	100	100	100	100	100	100
Team 2 0	200	200	200	200	200	200
Team 3 0	300	300	300	300	300	300
Team 4 0	400	400	400	400	400	400
	500	500	500	500	500	500

HOOVER'S HALF NEW YEAR'S EVE MUSIC

## BINGO

The Beatles	Gnarles Barkley	Journey	Fleetwood Mac	Bell Biv DeVoe
CC Music Factory	Bruno Mars	DJ Khalid	Styx	Tony Bennett
The Cure	Frank Sinatra	FREE SPACE	Stevie Ray Vaughn	Metallica
Far East Movement	Ludacris	Rob Base	Missio	Steve Miller Band
Beethoven	Van Halen	Lou Reed	Harry Styles	Pink Floyd

CLEAR NEW BOARD



# Asynchronous Assessment Tools & Strategies





# Pros of **Asynchronous** Assessment

- Flexible time to process and complete assessments
- Not as internet dependent
- Built-in reflection
- Can be collaborative
- More focused on the process
- Demonstrate understanding



# Best Practices Around **Group Work**

- **Assess the performance of the group and its individual members**
- **Use timestamps to gauge participation**
- **Give regular feedback to the group and individuals**
- **Give students the opportunity to evaluate themselves**
- **Considering adjusting grades based on peer evaluations**



# Focus on **Feedback**

- **Timely**
- **Appropriate and reflective**
- **Honest and supportive**
- **Focused on learning**
- **Enabling**



# Assessment **Types**

## Assessment **of** Learning

---

Student not directly involved in the assessment process

Final product

Demonstrates achievement of your learning

## Assessment **for** Learning

---

Student involved in the assessment process

Continuous Process

Used to receive feedback on your learning

## Assessment **as** Learning

---

Student actively involved in monitoring and assessing their learning

Continuous Process

Empowers you to manage your own learning





# Student **Feedback** via LMS





# Interactive Presentations





# Student **Voice** & Feedback

The screenshot shows the Flipgrid website homepage. At the top left is the Flipgrid logo (a green circle with a white plus sign). To its right are links for 'Help Center', 'Educator Login', and a blue 'Educator Signup' button. Below these is a red-bordered box with a QR code icon and the text 'Enter a Join Code' followed by a right-pointing arrow. The main heading is 'Empower every voice' in large red font. Below it is a paragraph: 'Flipgrid is a simple, free, and accessible video discussion experience for PreK to PhD educators, learners and families. Create a Topic and engage your community...together!'. The center features the Flipgrid logo and the word 'Flipgrid' in large black font. The background is a collage of various people's faces, some with video player overlays. At the bottom left of the screenshot, there is a URL: <https://help.flipgrid.com/hc/articles/360053569714-Remote-Learning-with-Flip...>



# Voice, Feedback & Process





# Voice, Feedback & Process



A screenshot of a student's digital portfolio page. The background is a photo of a boy in a blue shirt standing on a large rock. A circular inset shows a close-up of the boy's face. The name 'Gabe W.' is displayed. Below the name is a bio: 'I'm a 4th grader at Polaris Expeditionary Learning School in Fort Collins.' There are 'SHARE' and 'COPY' icons. Below the bio is a grid of portfolio items: 'About Me' (with a photo of a bird), 'Reading' (with a photo of books), 'Math' (with a photo of a Rubik's cube), 'Science' (with a photo of a satellite), and 'Writing' (with a photo of a pencil and paper). At the bottom, there are more items including a photo of a track, a photo of a pencil, and a blue 'b' logo.

bulbapp.com



# Checklist For **Blended** Assessment

- Are you giving it in a **synchronous** or **asynchronous** environment?
- Are you checking for **understanding** or **knowledge**?
- Can students **reflect** on the **process**?
- Do students have an opportunity to explain their **thinking**?

Thank You!

# Strategies for Assessing Students in a Blended Learning Environment by Carl Hooker



[mrhook.it/lcpcon](http://mrhook.it/lcpcon)

CarlHooker.com

carl@Hookertech.com

@mrhooker